

# SLICE MICRO & SLICE NANO BUYER'S GUIDE

## Step 1: SELECT DAQ MODULE










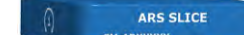
### SLICE MICRO

- 3-channel SLICES to create system Stack
- Connectors built into case enclosure
- 42 x 42 mm footprint
- Rugged enclosure perfect for high stress environment
- Supports external sensors, embedded sensors available
- Identical electronics as SLICE NANO

### SLICE NANO

- 3-channel SLICES to create system Stack
- Connectors via factory installed cable
- 26 x 31 mm footprint
- Rugged enclosure ideal for embedded applications
- Supports external sensors
- Identical electronics as SLICE MICRO


## Step 2: BUILD YOUR SYSTEM

SLICE NANO™	SLICE MICRO™	BASE+ SLICE
 13000-2010X	 13000-10012	<ul style="list-style-type: none"> <li>• Microprocessor</li> <li>• 16 GB on-board flash memory</li> <li>• Com, Power, and Status controls</li> <li>• Connection to PC and additional stacks</li> <li>• Records up to 500 ksp/s/channel</li> <li>• Available in MICRO and NANO</li> </ul>
 13000-2002X	 13000-10020	<h3>BRIDGE SLICE</h3> <ul style="list-style-type: none"> <li>• For use with a variety of sensors:                             <ul style="list-style-type: none"> <li>- Strain gage</li> <li>- Wheatstone bridge</li> <li>- Voltage based</li> <li>- MEMS piezo-resistive</li> </ul> </li> <li>• 3 channels</li> <li>• Available in MICRO and NANO</li> </ul>
 13000-2004X	 13000-10030	<h3>IEPE SLICE</h3> <ul style="list-style-type: none"> <li>• For use with Piezo-electric sensors</li> <li>• 3 channels, 10/32 Coaxial connector</li> <li>• 13000-20041: NANO IEPE</li> <li>• 13000-20043: NANO IEPE</li> <li>• 13000-20042: NANO IEPE (5000 g)</li> <li>• 13000-10030: MICRO IEPE</li> <li>• 13000-10050: MICRO IEPE (100 kHz bandwidth)</li> </ul>
	 13000-101XX	<h3>ACCEL SLICE</h3> <ul style="list-style-type: none"> <li>• Internal 3-axis accelerometer</li> <li>• 13000-10150: ±25 g</li> <li>• 13000-10121: ±100 g</li> <li>• 13000-10131: ±500 g</li> <li>• Available in MICRO ONLY</li> </ul>
	 13000-102XX	<h3>ARS SLICE</h3> <ul style="list-style-type: none"> <li>• Internal 3-axis angular rate sensor</li> <li>• 13000-10211: ±300 deg/sec</li> <li>• 13000-10221: ±1500 deg/sec</li> <li>• 13000-10231: ±8000 deg/sec</li> <li>• 13000-10250: ±18000 deg/sec</li> <li>• Available in MICRO ONLY</li> </ul>

# SLICE MICRO & SLICE NANO BUYER'S GUIDE

## Step 3: DETERMINE NUMBER OF CHANNELS NEEDED

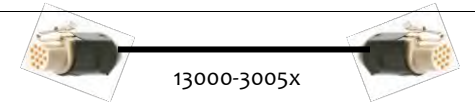
- Each SLICE Stack consists of 1 BASE SLICE and up to 8 individual 3-channel SENSOR INPUT SLICES; maximum of 24 channels per Stack; up to 384 channels per system
- SLICE Stacks can be daisy-chained for larger channel systems for placement at different locations



## Step 4: CONNECT MULTIPLE SLICE STACKS


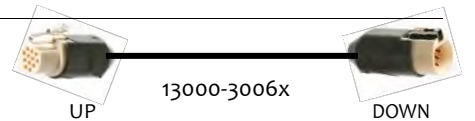
### SLICE MICRO CHAIN CABLE

- 12-pin to 12-pin locking connector
- Data, power, and control signals



### SLICE NANO CHAIN CABLE

- 12-pin to 12-socket locking connector
- Data, power, and control signals
- For connections longer than 8 inches



Connections less than 8 inches

Connections longer than 8 inches

# SLICE MICRO & SLICE NANO BUYER'S GUIDE

## Step 5: COMMUNICATIONS ACCESSORIES

### SLICE END OF CHAIN TERMINAL



13000-30010

- USB Communication
- 9 to 15 VDC power input
- Supports up to 4 Stacks in daisy-chained configuration

### SLICE DISTRIBUTOR



13000-30030

- Ethernet Communication
- 9 to 20 VDC power input
- Supports up to 12 stacks in 4 daisy-chained configuration
- Recommended for high channel count configurations

## Step 6: BATTERY OPTIONS

### RECHARGEABLE 9.6 V NiMH BATTERIES



13000-40060

- Allows up to 40 min runtime with 6 channel SLICE system
- Package of 4 batteries ensures you'll always have back-ups ready

### RECHARGEABLE 11.1 VDC Li ion BATTERIES



13000-302X0

- Available in 3 capacities:
  - 2200 mAh
  - 4400 mAh
  - 6600 mAh

### SLICE NANO STACK BATTERY



13000-20030

- Charges whenever sufficient ( $\geq 11$  V) input power is connected to NANO BASE
- ~15 min from complete discharge to full charge
- Discharge rate 16 sec at 1A, 2 min at 400 mA

### POWER REQUIREMENTS

12V POWER INPUT/ 5 V SENSOR EXCITATION	IDLE	EXCITATION	RECORDING
BASE+ SLICE w/ BRIDGE SLICE	65 mA	131 mA	157 mA
BASE + SLICE w/ ACC SLICE	65 mA	108 mA	135 mA

# SLICE MICRO & SLICE NANO BUYER'S GUIDE

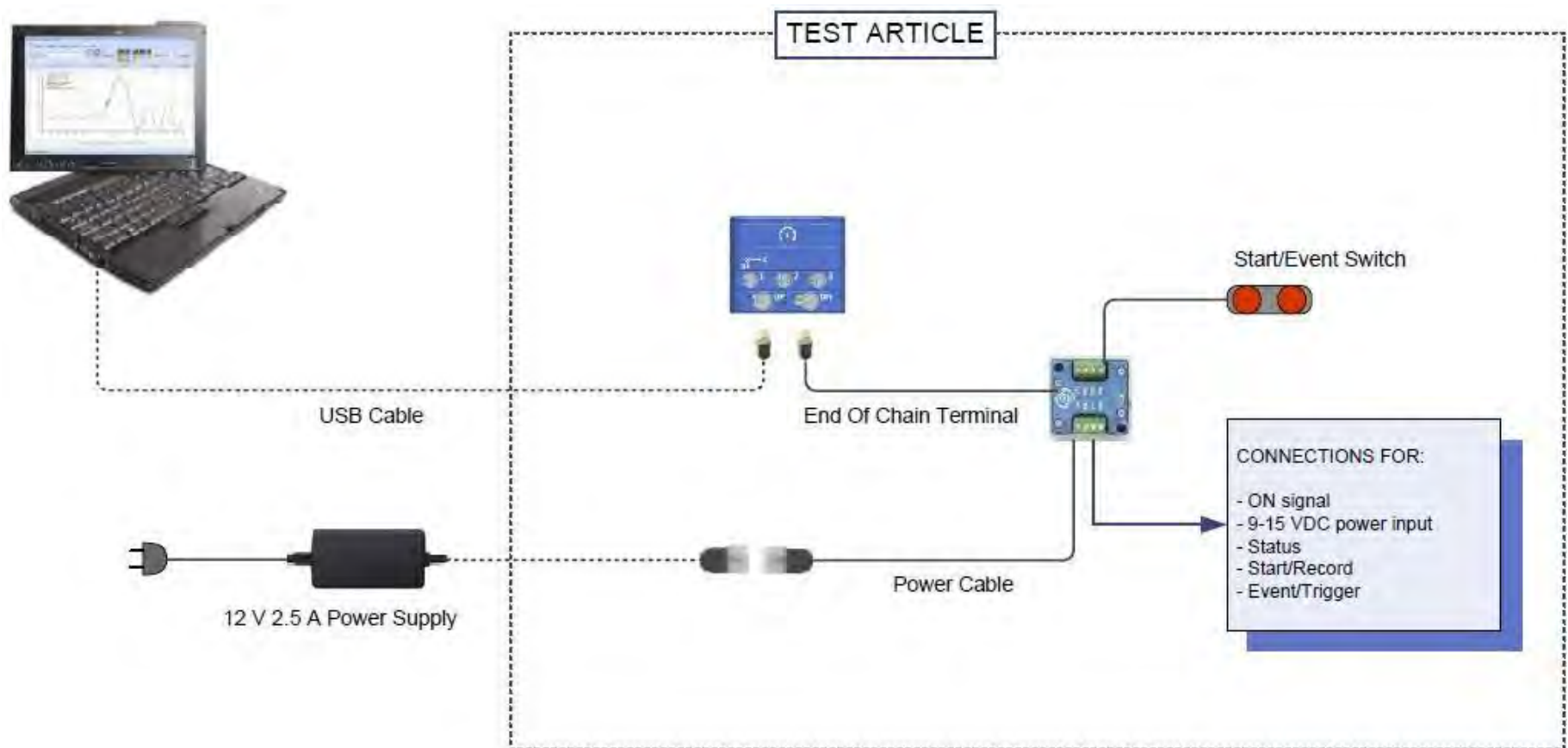
## CABLE KIT OPTIONS: **BASE CABLE KIT**

MICRO BASE CABLE KIT 13000-40010

NANO BASE CABLE KIT 13000-40030

SLICE MICRO AND NANO BASE CABLE KIT includes:

- Qty 1. End-of-Chain Terminal
- Qty 1. Power supply and cable
- Qty 1. USB cable
- Qty 1. Start/Event Switch



# SLICE MICRO & SLICE NANO BUYER'S GUIDE

## CABLE KIT OPTIONS: DISTRIBUTOR CABLE KIT

13000-40050

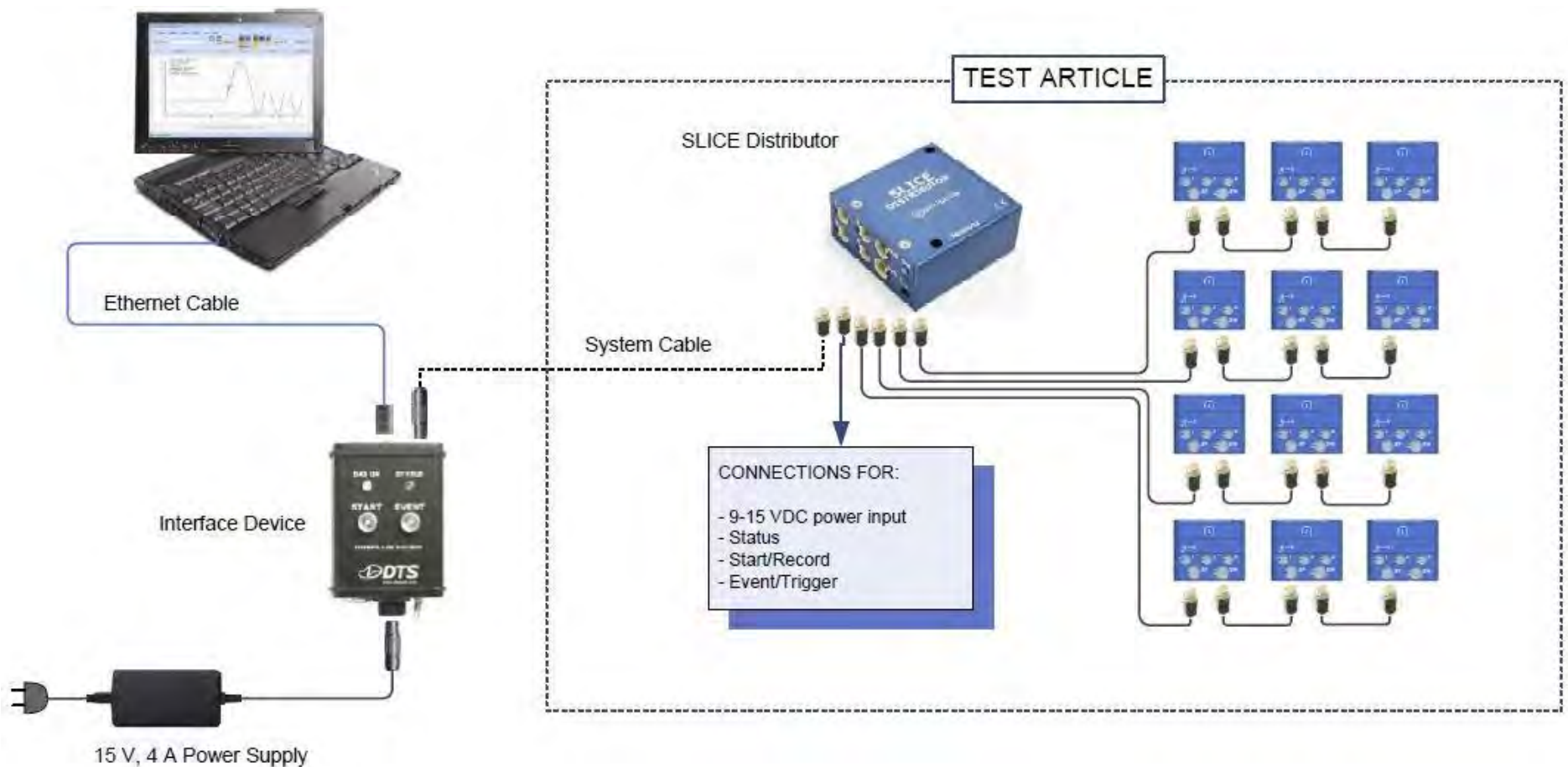
SLICE DISTRIBUTOR CABLE KIT includes:

Qty 1: Interface Device

Qty 1: Systems Cable

Qty 1: Power supply and cable

Qty 1: Ethernet Cable



# SLICE MICRO & SLICE NANO BUYER'S GUIDE

## CHAIN CONNECTORS: SLICE MICRO™ and SLICE NANO™ Base



### 12-PIN CHAIN CONNECTOR



13000-30170



### 12-SOCKET CHAIN CONNECTOR



13000-30180

### 12-PIN CHAIN CONNECTOR



13000-30170

## SENSOR CONNECTORS: SLICE MICRO™ and SLICE NANO™ Bridge



### 7-PIN SENSOR CONNECTOR



13000-30120



### 7-PIN SENSOR CONNECTOR



13000-30120

### S-MCP-16-ID SENSOR CONNECTOR



13000-30140

## SENSOR CONNECTORS: SLICE MICRO™ IEPE

### BNC to 10/32 COAXIAL ADAPTOR CABLE



13000-30590

Cable can also be purchased directly at:  
<http://www.dytran.com>