

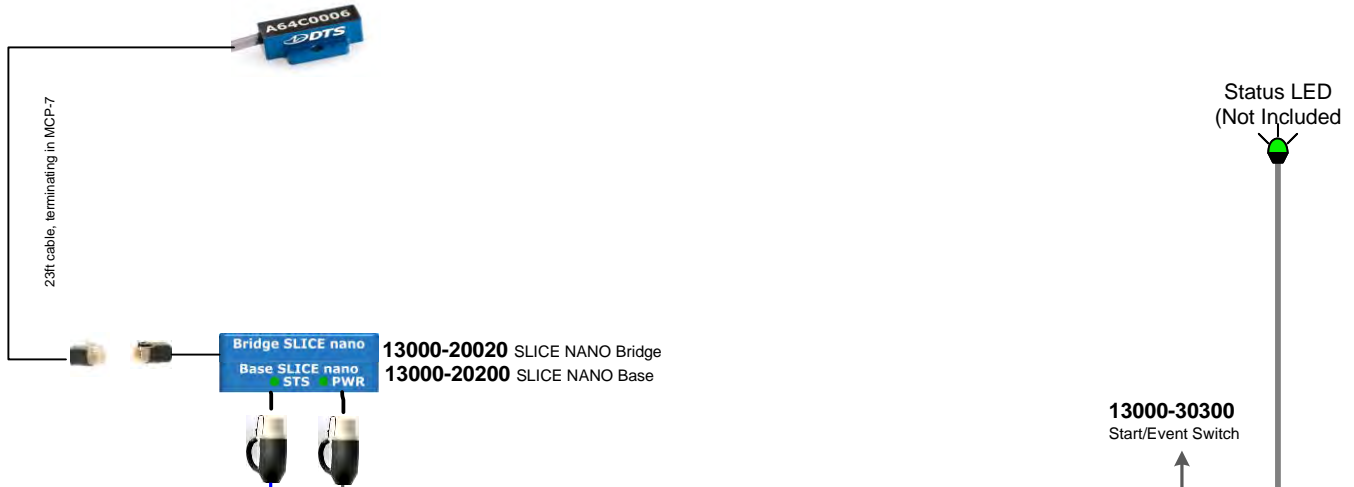
SLICE Application Diagram: DTS A64C w/ DAS connection

Battery powered 3 channel SLICE NANO Data Acquisition System

TEST SETUP

A64C Accelerometer

Status LED
(Not Included)

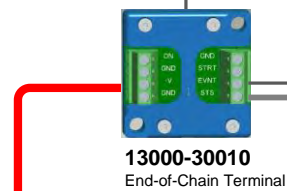


Bridge SLICE nano
Base SLICE nano
STS PWR

13000-20020 SLICE NANO Bridge
13000-20200 SLICE NANO Base

13000-30300
Start/Event Switch

End-of-Chain Cable (1m, optional 10cm)



13000-30010
End-of-Chain Terminal

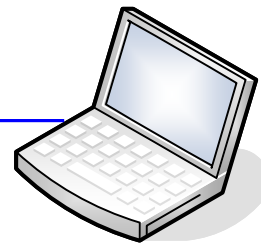
13000-40030
SLICE NANO Base Cable Kit includes:
13000-30010 End-of-Chain Terminal (1m)
13000-30090 SLICE NANO USB Cable (1m)
13000-30300 Start/Event Switch
13000-30541: Power Supply; 12 VDC, 2.5 A



13000-40060
9V 200mAh Battery

10929-03020
SLICEWare Software
(PC provided by customer)

13000-30090
SLICE NANO USB Cable



Setup Area